



EXHIBIT 8.8

The first tight shot (A) is poorly framed. The second tight shot (B) indicates the lines of the body that extend below the frame, providing a more appealing composition.




A




B

EXHIBIT 8.9

(A) In this shot, the photographer fails to provide lead room/talk space, so the subject appears to be crowded against the edge of the screen. (B) With proper talk space, the subject will be aligned along one of the vertical lines in the rule-of-thirds grid.




A




B

EXHIBIT 8.10

A complete profile (A) cuts off half the subject's face. The subject should be angled (B) so that both eyes are visible in the shot.



A



B